

THE NEW RANGE OF CONNECTED OPERATORS

CAME revamps the way
to manage access-points

CAME
safety&comfort



WE CONNECT. YOU CONTROL.

CAMECONNECT
CLOUD CONNECTED TECHNOLOGY

CAME presents **CAME CONNECT.**

This innovative system allows installers to:

- geolocate the systems
- remotely diagnose (tele-assistance)
- change settings
- send scheduled-maintenance notifications

End users can now manage their various systems via the dedicated Apps. This includes operators, video-entry systems, home-automation thermostat control and safety devices.

For top-level wellbeing. Always under control.



Being cloud-connected, forever changes how we interact with operators. This technology revolutionizes lifestyles, ensuring comfort and safety indoors and outdoors.

Thanks to its central server, CAME CONNECT technology, makes all our products available on the web, where you can manage and monitor them from any mobile device, such as, a Smartphone or Tablet PC.



CAME REVAMPS THE WAY TO MANAGE ACCESS-POINTS

The new range of connected operators, that is, the sliding gate BXV and swing-gate AXI, stem from our joining the quality and reliability of Came technology with the internet of things. Thanks to the web connection, the operators are ever more intelligent and they now talk to us. This all makes life easier for us, by meeting our daily needs.

Here comes CAME Automation:

The App for remotely managing all operators.

Thanks to CAME CONNECT technology, the operators are linked up as securely as can be, thanks to the Cloud. Just add CONNECT GW to the system and download the CAME Automation App to your mobile device to remotely manage your operators. Open, close and check statuses from your smartphone or tablet PC, wherever you are. It is now possible. Operators for gates, barriers and turnstiles. CAME goes completely online with CAME CONNECT.

CAME BXV OPERATORS FOR CONNECTED SLIDING-GATES

Came re-engineers
the sliding gate.



CLOUD
CONNECTED



SAME CONTROL
BOARD FITS ALL
FOUR MODELS



DEDICATED
ACCESSORIES



LIGHT AND
PERFORMING

A 24-V motor designed for intensive use at large apartment blocks and small residential settings, as well. Four models for gates that range from 400 Kg and 14 m up to 1,000 Kg and 20 m, such as, for industrial gates.

Available in two colors: classic gray and dashing blue.






- The control board is fitted horizontally for easier access and to create more space for any accessories.
- A dedicated cover protects the control board ensuring greater protection without slowing down the programming phase.
- More accurate adjustments and infinite solutions along with more user-friendly settings, all thanks to the control board's multifunctional display.
- You can also expand the functions thanks to the slots for plugging in dedicated cards and accessories.

CONNECT GW: the gateway module kit links up the operator to the GSM, WiFi or LAN network, and to be completely and remotely managed via CAME CONNECT.

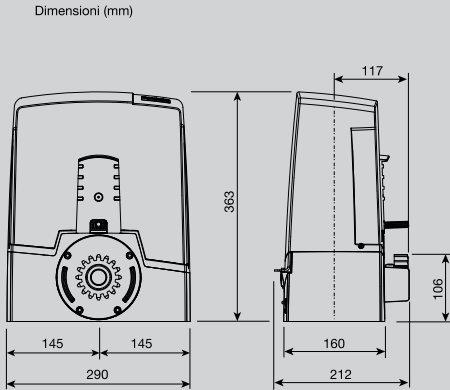
Available in
BLUE
or GRAY

LIMITS TO USE				
Type	BXV400	BXV600	BXV800	BXV1000
Maximum gate-leaf length (m)	14	18	20	20
Maximum gate-leaf weight (kg)	400	600	800	1000
Pinion module	4			




- 001SDN4 BXV400 OPERATOR FOR UP TO 400 KG, 24 V DC MOTOR, GRAY
- 001SDN4B BXV401 OPERATOR UP TO 400 KG, MOTOR 24 V DC, BLUE
- 001SDN6 BXV600 OPERATOR FOR UP TO 600 KG, 24 V DC MOTOR, GRAY
- 001SDN6B BXV601 OPERATOR FOR UP TO 600 KG, 24 V DC MOTOR, BLUE
- 001SDN8 BXV800 OPERATOR FOR UP TO 800 KG, 24 V DC MOTOR, GRAY
- 001SDN8B BXV801 OPERATOR FOR UP TO 800 KG, 24 V DC MOTOR, BLUE
- 001SDN10 BXV1000 OPERATOR FOR UP TO 1,000 KG, 24 V DC MOTOR, GRAY
- 001SDN10B BXV1001 OPERATOR FOR UP TO 1,000 KG, 24 V DC MOTOR, BLUE

TECHNICAL DATA				
Type	BXV400	BXV600	BXV800	BXV1000
Protection rating (IP)	44			
Control panel power supply (V - 50/60 Hz)	230 AC			
Motor power supply (V)	24 DC			
Stand-by consumption (W)	55			
Stand-by consumption with the RGP1 (W) module	0.5			
Maximum power (W)	170	270	400	400
Duty cycle	Intensive			
Operating temperature (°C)	-20 - +55			
Thrust (N)	350	600	800	1000
Maneuvering speed (m/min)	12	12	11	11
Weight (Kg)	10	10.5	11.5	11.7



CAME BXV CONTROL BOARD

All the BXV operator models are fitted with the same control board, fitted high and horizontally so you can reach it more easily when you are programming. The control board features a Memory Roll for saving the settings. this lets you set up all the other operators with one simple gesture. The control board manages up to 25 customer and radio-transmitter codes, RFID cards and keyboard numerical codes.




On-board decoding of TOP, TAM and ATOMO transmitters.




Color coded terminals for easier connections and diagnoses



Control-board cover for added protection



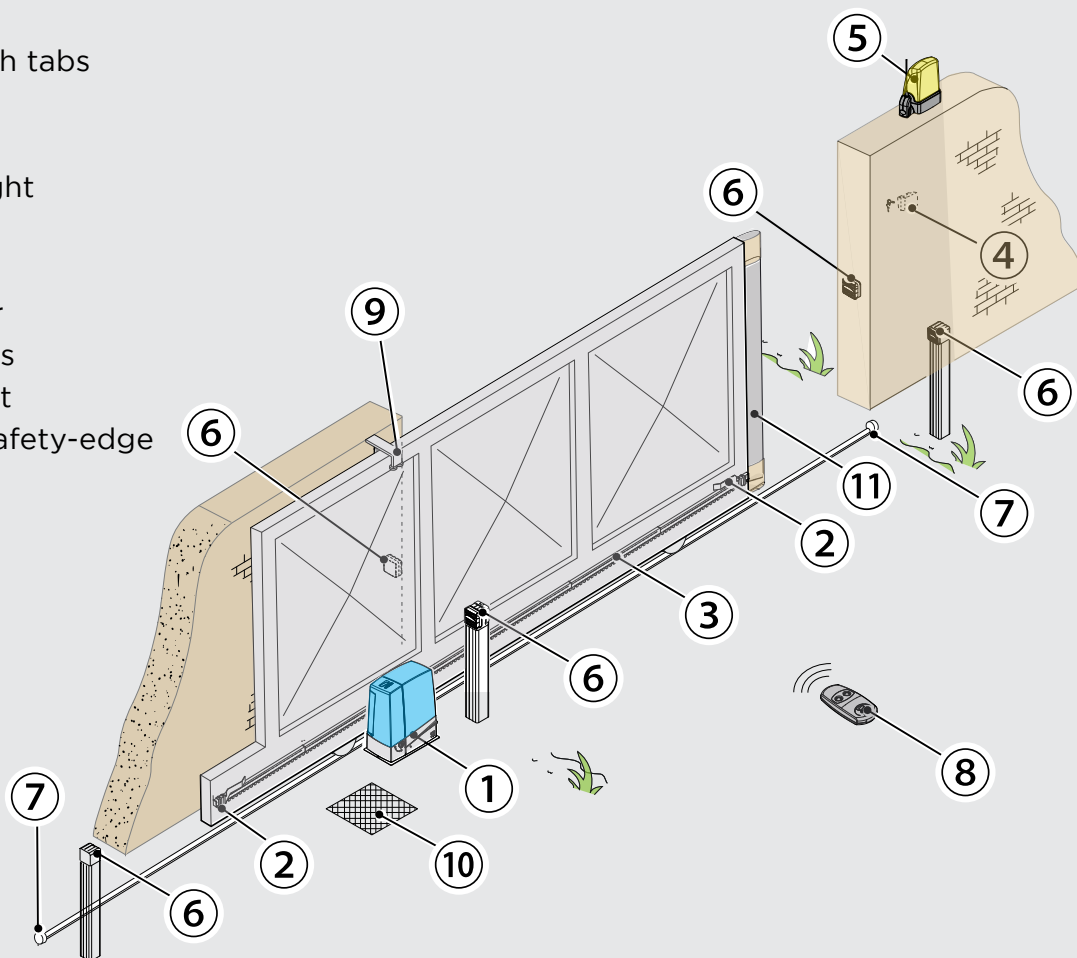
Programming via multifunctional display



RIO-CONN connector socket for controlling RIO SYSTEM-series wireless, safety accessories

STANDARD INSTALLATION BXV

1. Operator
2. Limit-switch tabs
3. Rack
4. Selector
5. Flashing light
6. Photocells
7. Gate jamb
8. Transmitter
9. Slide guides
10. Junction pit
11. Sensitive safety-edge



ACCESSORIES SPECIFICALLY FOR THE BXV RANGE



001RSDN001
Pull-cord release device for sliding-gate operators (to pair up with the 001H3000)



001RSDN002
Kit for magnetic limit-switches for sliding gates



001H3000
Safety container complete with release knob and control button. Maximum distance from operator - 5 meters.



001RSDN003
Heating system

CAME AXI OPERATORS FOR CONNECTED SWING-GATES

A new frontier for
swing gates.



CLOUD
CONNECTED



SMOOTH
MOVEMENT




CONICAL
TORQUE



COMPLETELY
SILENT


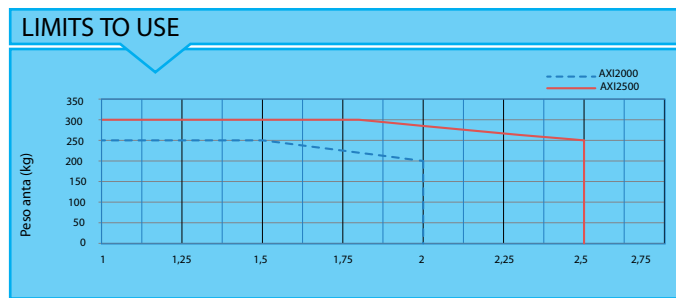
Our constant drive to innovate has led CAME to re-engineer its swing-gate operators. That's how CAME AXI came to be. A motor that joins cutting-edge technical solutions with unprecedented electronics.

This 24 V range is available for gate-leaves up to 2,5 meters long, weighing 300 Kg, and in two colors: classic gray and bold blue.



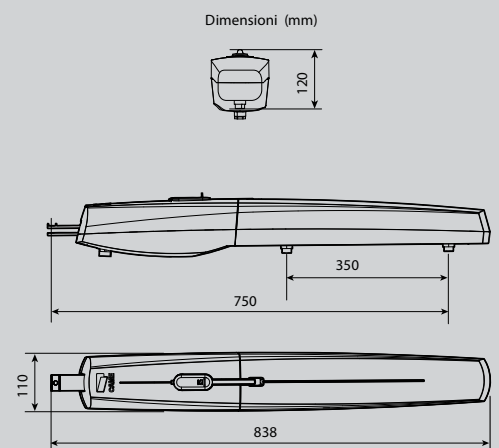
- The conical torque and the new multi-principle worm screw ensure greater fluidity of movement while simultaneously providing greater power.
- Completely silent.
- Remote control via CAME CONNECT
- Smooth movement and controlled slow-downs.

Available in
BLUE
or GRAY



- 001SWN20 AXI2000 GEARMOTOR FOR GATE-LEAFS UP TO 2 METERS, 24 V DC, GRAY
- 001SWN20B AXI2001 GEARMOTOR FOR GATE-LEAFS UP TO 2 METERS, 24 V DC, BLUE
- 001SWN25 AXI2500 GEARMOTOR FOR GATE-LEAFS UP TO 2.5 METERS, 24 V DC, GRAY
- 001SWN25B AXI2501 GEARMOTOR FOR GATE-LEAFS UP TO 2.5 METERS, 24 V DC, BLUE
- 002ZL65 CONTROL PANEL FOR AXI 24 V-SERIES GEARMOTORS


TECHNICAL DATA		
Type	AXI2000	AXI2500
Protection rating (IP)	44	
Control panel power supply (V- 50/60 Hz)	230 AC	
Motor power supply (V)	24 DC	
Stand-by consumption (W)	7	
Stand-by consumption with the RGP1 (W) module	0.5	
Maximum power (W)	120	
Duty cycle (%)	Intensive	
Opening time at 90° (s)	15*	
Operating temperature (°C)	-20 - +55	
Insulation class	3	
Reduction ration (i)	1/36	
Thrust (N)	400 - 2000	
Weight (Kg)	5.5	6




*Minimum value shown, with maximum travel speed and minimum slow-down speed. The weight and type of door, the gate's state of wear-and-tear and the geography can all vary the value.

ZL65 CONTROL PANEL CAME AXI


The control panel has been completely overhauled. The Memory Roll lets you save and copy settings to other operators. Providing a vast choice among CAME compatible transmitters and lots of space for the dedicated Green Power module and the CONNECT GW gateway, the gateway module kit lets the operator connect up to the GSM, WiFi or LAN network, and to be totally remotely managed via CAME CONNECT.



On-board decoding of TOP, TAM and ATOMO transmitters.




Color coded terminals for easier connections and diagnoses



CAME CONNECT Gateway housing



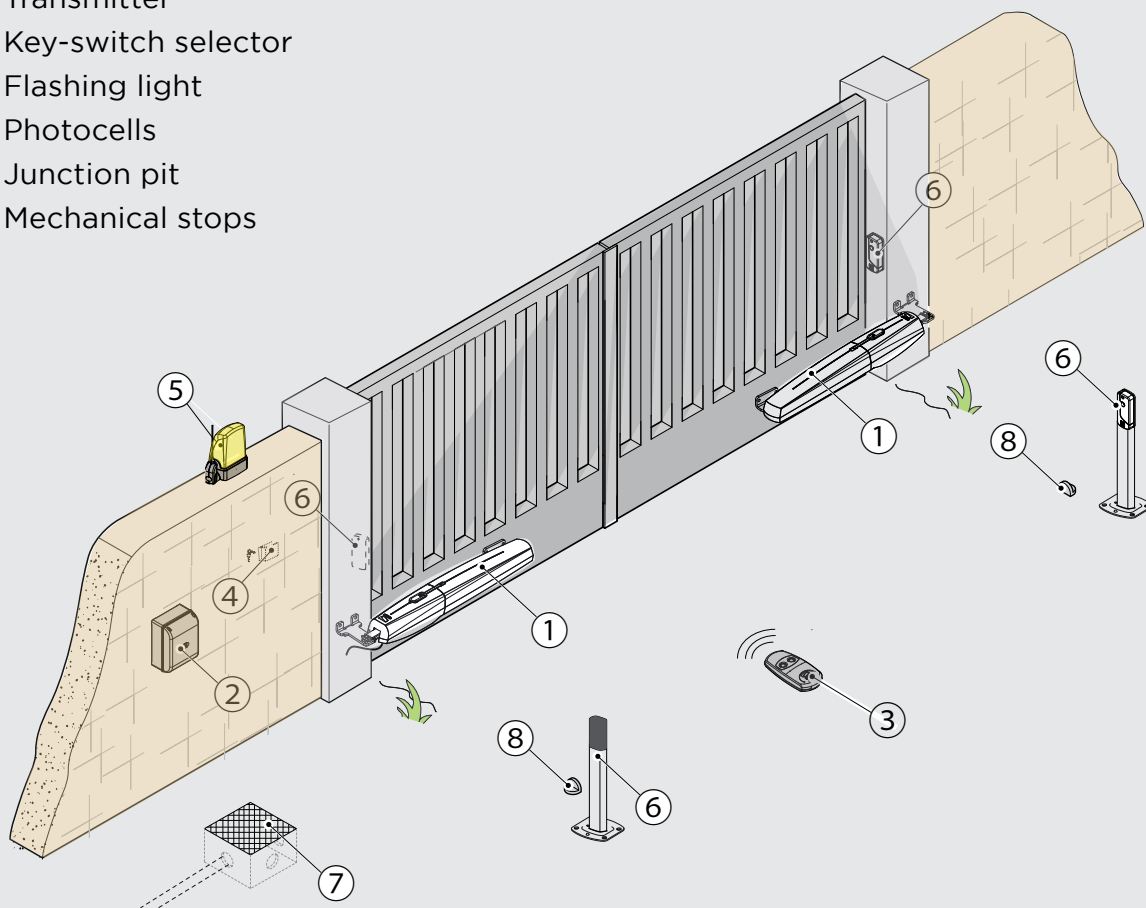
Programming via multifunctional display



RIO-CONN connector socket for controlling RIO SYSTEM-series wireless, safety accessories

STANDARD INSTALLATION AXI

1. Gearmotor
2. Control panel
3. Transmitter
4. Key-switch selector
5. Flashing light
6. Photocells
7. Junction pit
8. Mechanical stops



ACCESSORIES DEDICATED TO THE AXI RANGE



001RSWN001
Pull-cord release device for swing-gate operators (to pair up with the 001H3000)



001H3000
Safety container complete with release knob and control button. Maximum distance from operator - 5 meters.

ALL-IN-ONE BXV

001USDN4-010 BXV400K01 OPERATOR KIT FOR UP TO 400 KG, 24 V DC, GRAY

Composed of:

- 1 x **001SDN4** BXV400 Operator for gate-leaves up to 400 Kg, 24 V DC motor, gray
- 2 x **001TOP-432EE** Multi-user two-channel 433.92 Mhz transmitter with 16,777, 216 combinations, and self-learning function.
- 1 x **001KLED24** LED flashing light.
- 1 x **001DIR10** Pair of photocells, 12 - 24 V AC - DC, range 10 m.
- 1 x **001AF43S** Snap-in 433.92 MHz radio-frequency card.



001USDN6-010 BXV600K01 OPERATOR KIT FOR UP TO 600 KG, 24 V DC, GRAY

Composed of:

- 1 x **001SDN6** BXV600 Operator for gate-leaves of up to 600 Kg, 24 V DC motor, gray.
- 2 x **001TOP-432EE** Multi-user two-channel 433.92 Mhz transmitter with 16,777, 216 combinations, and self-learning function.
- 1 x **001KLED24** LED flashing light.
- 1 x **001DIR10** Pair of photocells, 12 - 24 V AC - DC, range 10 m.
- 1 x **001AF43S** Snap-in 433.92 MHz radio-frequency card.



ALL-IN-ONE AXI

001USWN20-010 AXI2000K01 OPERATOR KIT FOR SWING GATES, WITH GATE-LEAF UP TO 2 METERS LONG

Composed of:

- 2 x **001SWN20** AXI2000 Gearmotor for gate-leaf up to 2 meters long, 24 V DC, gray.
- 1 x **002ZL65** Control panel for one or two-leaved swing gates. Featuring a graphic display with segments for programming, notification and self-diagnosis of the safety accessories.
- 2 x **001TOP-432EE** Multi-user two-channel 433.92 Mhz transmitter with 16,777, 216 combinations, and self-learning function.
- 1 x **001KLED24** LED flashing light.
- 1 x **001DIR10** Pair of photocells, 12 - 24 V AC - DC, range 10 m.
- 1 x **001AF43S** Snap-in 433.92 MHz radio-frequency card.



001USWN25-010 AXI2500K01 OPERATOR KIT FOR SWING GATES WITH GATE-LEAF UP TO 2.5 METERS

Composed of:


- 2 x **001SWN25** AXI2500 Gearmotor for gate-leaves up to 2.5 meters, 24 V DC, gray
- 1 x **002ZL65** Control panel for one or two-leaved swing gates. Featuring a graphic display with segments for programming, notification and self-diagnosis of the safety accessories.
- 2 x **001TOP-432EE** Multi-user two-channel 433.92 Mhz transmitter with 16,777, 216 combinations, and self-learning function.
- 1 x **001KLED24** LED flashing light.
- 1 x **001DIR10** Pair of photocells, 12 - 24 V AC - DC, range 10 m.
- 1 x **001AF43S** Snap-in 433.92 MHz radio-frequency card.



PLUG-IN ACCESSORIES

Modules that plug-into the control board to boost functionalities


For easier installations and functions boosting, CAME provides a series of modules that directly plug into the control board. To have easier access to the most important functions. Totally modular for enhanced safety.



001AF43S

Snap-in 433.92 MHz radio-frequency card


The plug-in command-receiving 433.92 MHz radio-frequency card, with these control units, makes it so that you can indistinctly manage TOP and TAM-series fixed-code transmitters and ATOMO rolling-code transmitters.



001AF868

Snap-in 868.35 MHz radio-frequency card


The plug-in command-receiving 868.35 MHz radio-frequency card, with these control units, makes it so that you can indistinctly manage TOP-series fixed-code transmitters and ATOMO rolling-code transmitters.



001R700/001R800

Control board for decoding and managing commands via RFID cards or keypad selectors.

The control board for decoding and managing CAME-series transponders that are compatible with the R700 magnetic/badge cards and the R800 keypad selectors.



002RSE

Control board for paired/CRP operation

The control board for serial communication via CRP (Came Remote Protocol) provides:

- connectivity with CONNECT GW
- paired operation
- integrates with the Came Domotic 3.0 home-automation system.

RANGE'S NEW ACCESSORIES

Accessories to add for expanding the functions.

Designed to fit inside the casing of the new range of operators.

They are for expanding the functionalities of the range of operators by perfectly integrating into the product's structure. This boosts your operator's functions with no need to add any unsightly, impractical external control units.




001UR042

CONNECT GW module for remotely managing CAME operators, via the CAME CONNECT dedicated system.

For connecting one or more operators to CAME Cloud or to a dedicated local network and make it possible to remotely manage the operators' functions, you need to install the CONNECT GW gateway. This serves to connect up the system to the web.

Download the CAME AUTOMATION App and start controlling your operators from your Smartphone and Tablet PC - wherever you are.



002RLB

Card for operation during power outages and for recharging the batteries.



001RGP1

Module for reducing power consumption when in stand-by mode

The Green-Power module provides a ten-fold reduction in energy consumption - from 5 to 0.5 W. To offset energy waste when in stand-by mode.

SECURITY RIO SYSTEM


Our new wireless safety-devices

RIO System is the innovative radio-based safety system that needs no wiring connections between the control module and the safety accessories. This characteristic significantly cuts installation times. Control unit, photocells, sensitive safety-edge and flashing light, make for a complete system. One based on transceiver technology, which is bidirectional between peripherals and control unit. It is ideal for bringing existing systems up to code or to quickly install new ones.

RIO-CONN

Plug-in radio control module for managing wireless accessories

- Plug-in card for managing, via radio signal, up to ten Rio-series wireless accessories. It plugs into all operator control boards and control panels, fitted with the corresponding connector socket.



RIO EDGE

Wireless, sensitive safety-edge (battery operated)

- LED for monitoring the system and proper operation of the devices.
- Signaling buzzer which activates in case the batteries are flat or if the radio communication is inefficient.
- This product is certified and validated as category 2 which testifies as to its safety and reliability.



RIO LUX

Wireless flashing light (battery powered)

- Two high-luminosity LEDs for all-around signaling that the operator is moving.
- LED for monitoring the system and proper operation of the devices.



RIO CELL

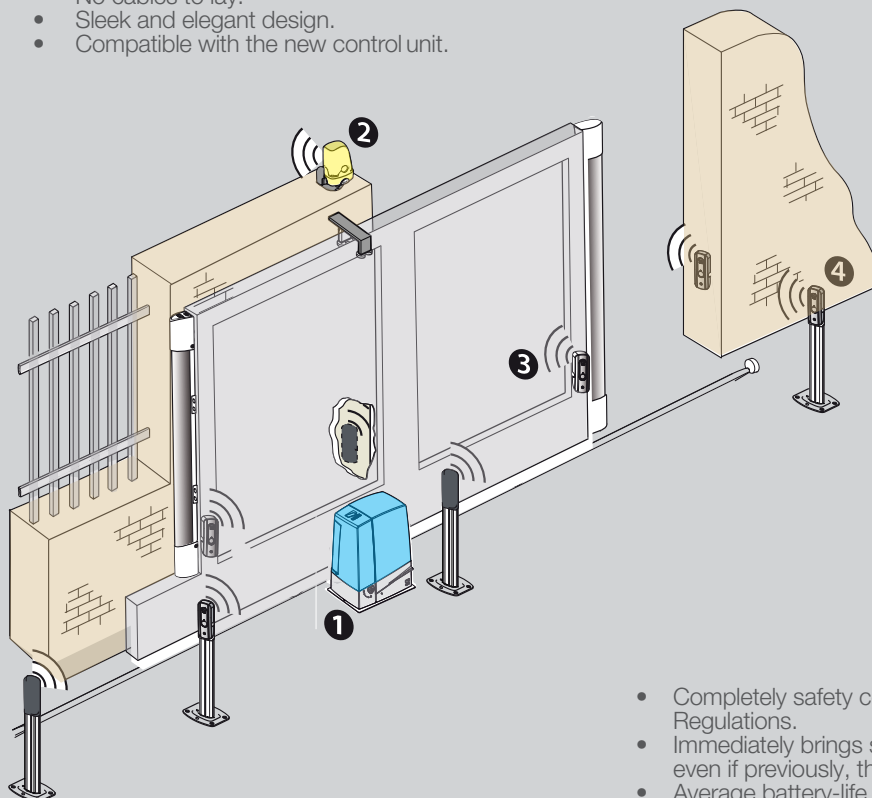
Pair of wireless battery-powered photocells

- Infrared signal (range 10 m).
- LED for monitoring the system and the proper functioning of the connected devices.
- Signaling buzzer which activates in case the batteries are flat or if the radio communication is inefficient.



For installers:
very simple,
quick, and
adaptable.

- Much quicker installation times compared to traditional systems.
- No digging or masonry work needed.
- No cables to lay.
- Sleek and elegant design.
- Compatible with the new control unit.



For users:
practical,
safe, and
energy
efficient.

- Completely safety compliant with European Regulations.
- Immediately brings systems up to code, even if previously, they were not.
- Average battery-life of two years.
- Signals any malfunctions and flat batteries.

THE COMPLETE RANGE

Code	Item	Description
BXV SLIDING-GATE RANGE		
001USDN4-010	BXV400K01	24 V DC OPERATOR KIT, UP TO 400 KG, GRAY
001USDN6-010	BXV600K01	24 V DC OPERATOR KIT, UP TO 600 KG, GRAY
001SDN4	BXV400	24 V DC OPERATOR, UP TO 400 KG, GRAY
001SDN4B	BXV401	24 V DC OPERATOR, UP TO 400 KG, BLUE
001SDN6	BXV600	24 V DC OPERATOR, UP TO 600 KG, GRAY
001SDN6B	BXV601	24 V DC OPERATOR, UP TO 600 KG, BLUE
001SDN8	BXV800	24 V DC OPERATOR, UP TO 800 KG, GRAY
001SDN8B	BXV801	24 V DC OPERATOR, UP TO 800 KG, BLUE
001SDN10	BXV1000	24 V DC OPERATOR, UP TO 1,000 KG, GRAY
001SDN10B	BXV1001	OPERATOR FOR UP TO 1,000 KG, 24 V DC MOTOR, BLUE
001RSDN001		Pull-cord release device for sliding-gate operators (to pair up with the 001H3000)
001H3000		Safety release mechanism
001RSDN002		Kit for magnetic limit-switches for sliding gates
001RSDN003		Heating system for sliding-gate operators

AXI SWING-GATE RANGE		
001USWN20-010	AXI2000K01	OPERATOR KIT, 24 V DC, FOR GATE-LEAVES OF UP TO 2 METERS, GRAY
001USWN25-010	AXI2500K01	OPERATOR KIT, 24 V DC, FOR GATE-LEAVES OF UP TO 2.5 METERS, GRAY
001SWN20	AXI2000	GEARMOTOR, 24 V DC, FOR GATE-LEAVES OF UP TO 2 METERS, GRAY
001SWN20B	AXI2001	GEARMOTOR, 24 V DC, FOR GATE-LEAVES OF UP TO 2 METERS, BLUE
001SWN25	AXI2500	GEARMOTOR, 24 V DC, FOR GATE-LEAVES OF UP TO 2.5 METERS, GRAY
001SWN25B	AXI2501	GEARMOTOR, 24 V DC, FOR GATE-LEAVES OF UP TO 2 METERS, BLUE
002ZL65	ZL65	CONTROL PANEL FOR AXI-SERIES GEARMOTORS
001RSWN001		Pull-cord release device for swing-gate operators (to pair up with the 001H3000)
001H3000		Safety release mechanism

ACCESSORIES		
001AF43S		Snap-in 433.92 MHz radio-frequency card
001AF868		Snap-in 868.35 MHz radio-frequency card
001R700		Control board for decoding and access-control management via keypad selectors
001R800		Control board for decoding and access-control management via keypad selectors
002RSE		Control board for managing paired opening
001UR042	CONNECT GW	Remote-control module for Came operators, featuring the CAME CONNECT dedicated system.
002RLB	POWER OUTAGE MODULE	Card for operating during power outages and for recharging batteries (two 12V - 1.2 Ah batteries not included)
001RGP1	GREEN POWER MODULE	Module for reducing energy consumption when the system is in stand-by mode
001RIOCONN01	RIO-CONN	Plug-in radio control module for managing wireless accessories
001RIO LUX01	RIO LUX	Wireless flashing light
001RIOCEL01	RIO CELL	Pair of wireless photocells - range 10 m.
001RIOEDG01	RIO EDGE	Wireless module for controlling resistive sensitive safety-edges



CAME
safety&comfort

Came S.p.A.

Via Martiri della Libertà, 15
31030 Dosson di Casier
Treviso - Italy

Tel. (+39) 0422 4940

Fax (+39) 0422 4941

info@came.com - www.came.com

Came Nord Est
Udine - ITALY

Came Nord Ovest
Cuneo - ITALY

Came Centro
Brescia - ITALY

Came Sud
Napoli - ITALY

Came United Kingdom
Nottingham - UK

Came France
Paris - FRANCE

Came Spain
Madrid - SPAIN

Came Portugal
Lisbon - PORTUGAL

Came GmbH
Berlin - GERMANY

Came GmbH
Stuttgart - GERMANY

Came Group Benelux
Lessines - BELGIUM

Came Nederland
Breda - NETHERLANDS

Came Poland
Warszawa - POLAND

Came Americas Automation
Miami - USA

Came Adriatic
Kastav - CROATIA

Came do Brasil Serviços de Automação
São Paulo - BRAZIL

Came Automatismos de Mexico
Mexico City - MEXICO

Came Rus
Moscow - RUSSIA

Came Gulf
Dubai - U.A.E.

Came India Automation Solutions
New Delhi - INDIA

Came Bpt South Africa (PTY) LTD
Germiston - SOUTH AFRICA